



# Exporting your Google+ Data for MeWe Importing

1. Go to <https://takeout.google.com>
2. Click "**Deselect all**"

CREATE A NEW ARCHIVE


1 Select data to include


Choose the Google products to include in your archive and configure the settings for each product. This archive will only be accessible to you. [Learn more](#)

---

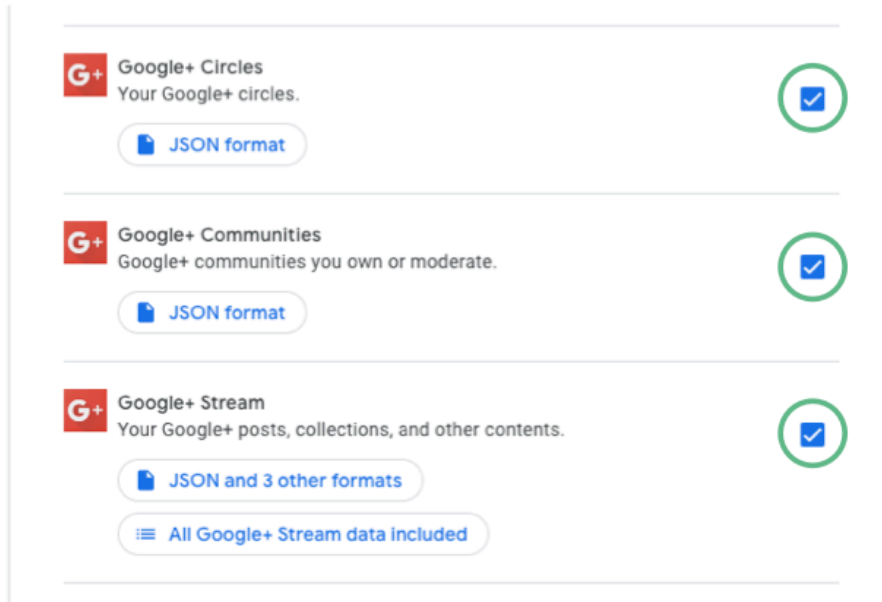
Products

[Deselect all](#)

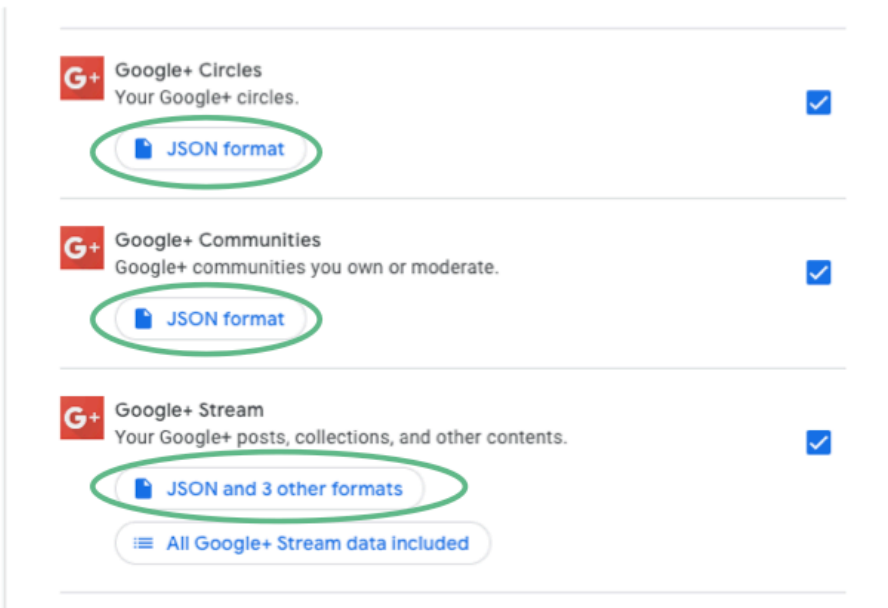
 **Android Device Configuration Service**  
Android device attributes, performance data, software versions, and account identifiers. [More info](#)

 [HTML format](#)

3. Then, find **Google+ Circles**, **Google+ Communities**, and **Google+ Stream** and enable them.

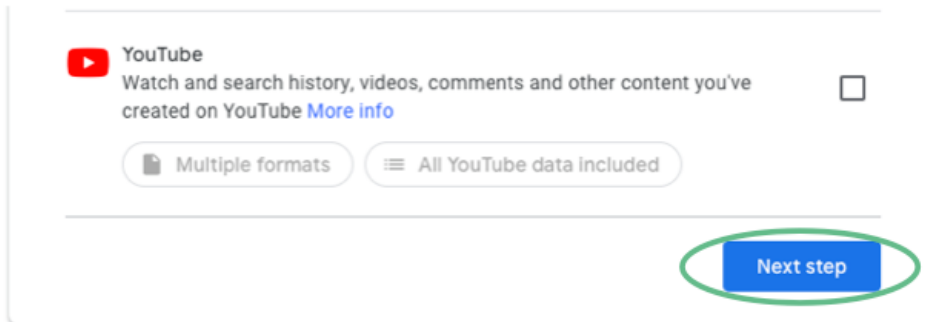


4. Then change ALL formats to **JSON**



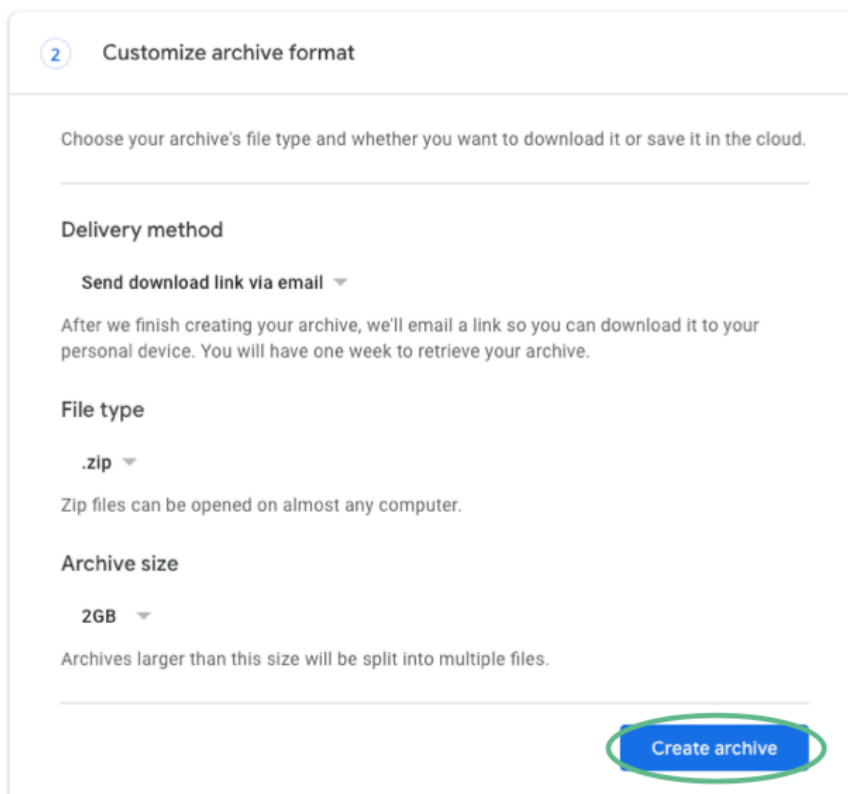


5. Scroll to the bottom and click **NEXT**



6. In the "**Customize archive format**" section...
  - a. Keep ".zip" as the File type
  - b. "2GB" as the "Archive size (max)" value
  - c. Choose your preferred delivery method.

then... click the "**CREATE ARCHIVE**" button.





- Depending on the size of download, you can either wait and you will be taken to the download screen once complete. Or, you will receive an e-mail once your Takeout file is complete.

Once complete, go to **Downloads** screen and download the most recent archive.

Archive	Created on	Available until	Details
3 products less than 1 MB	March 4, 2019	March 11, 2019	<a href="#">Download</a> ▼

- Then go to your MeWe **Settings** and under the **Data Import** tab click **Import .zip file**.

The screenshot shows the MeWe settings interface. On the left is a sidebar menu with options: My Account, Subscriptions & Purchases, Privacy & Sharing, Notification & Alerts, Feed Preferences, and Data Import. The main content area is titled 'GOOGLE+ DATA IMPORT' and contains the following text: 'Import your Public Posts and Public Collection Posts from Google+ into MeWe. Need help getting your posts from Google+? Download Instructions (.pdf)'. Below this, it says: 'Have your Google+ Takeout .zip files already? User our Import utility. Note: our import utility will allow you to import one .zip file at a time.' A blue button labeled 'Import .zip file' is circled in green.